

## **UNC Charlotte Graduate School**

### **Sample Pages for Dissertation and Thesis Formatting**

To supplement our Manual of General Formatting Requirements, the following sample pages have been created to provide visual examples of what certain important parts of your dissertation or thesis should look like. We have highlighted a number of significant features in red. Be sure to pay special attention to the following:

- The title page should look just like our example: the text should be centered, the title should be in all caps, and the spacing between the lines of text should be exactly as we specify in red.
- There is no page number on the title page. Numbering begins with Roman numeral ii on the copyright page. The numbering starts over again with Arabic numeral 1 on the first page following the front matter. In order to start the numbering over, you'll need to add a Next Page section break in Microsoft Word just before page 1.
- Make sure that your title and your name appear the same on the title page, abstract page, and in the metadata that you enter into ProQuest.
- Tables, figures, and text should not extend into the margins.
- In order to rotate a page to landscape orientation in Microsoft Word, create a Next Page section break before orienting the page to landscape.
- The dedication page is optional.
- You do not need to include corresponding page numbers on the list of abbreviations.
- The reference page included is a sample. Refer to your field's style guide (for example, MLA, APA, IEEE) for how to properly format your reference section.
- All appendices should have a name and should appear in the table of contents.

Title should be in all caps.

1 inch margin

1 to 1 1/2 inches

A MULTIDIMENSIONAL ANALYSIS OF COMPRESSIBLE AND INCOMPRESSIBLE FLOW FLUID DYNAMICS PROTEIN SEPARATION BY POLYACRYLAMIDE GEL ELECTROPHORENSIS

1 inch

3 single spaces

by 1 single space

Brian Steven Brown

4 single spaces

A dissertation submitted to the faculty of The University of North Carolina at Charlotte in partial fulfillment of the requirements for the degree of Doctor of Philosophy in Applied Mathematics

This text should reflect the title of your degree and should be followed by the year that you submit your work (which may not be the year you defend).

1 single space  
Charlotte  
1 single space  
2021

Approved by:

\_\_\_\_\_  
Dr. Jane David

\_\_\_\_\_  
Dr. Frost Kane

\_\_\_\_\_  
Dr. Janice Dickey

\_\_\_\_\_  
Dr. Randle Elle

\_\_\_\_\_  
Dr. Renee Zack

1 inch

No page number should appear on the title page.  
Page numbers begin on this page using lowercase Roman Numerals.



1 inch margin

## ABSTRACT

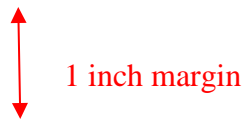
YOUR NAME HERE. The Title of Your Dissertation or Thesis Should be in Title Caps.  
(Under the direction of DR. COMMITTEE CHAIR)

Please use Times New Roman, and center and single space all of the text above this line. Your name and the name of your chair should be in all caps. The abstract itself should be double spaced. There is no word limit for the abstract, and you can even add keywords to the metadata when you submit your work to ProQuest.

If you're unsure of how to write an abstract, there are many resources available online. Here is one way of describing the purpose of the abstract: "Abstracts present the essential elements of a longer work in a short and powerful statement. The purpose of an abstract is to provide prospective readers the opportunity to judge the relevance of the longer work to their projects. Abstracts also include the key terms found in the longer work and the purpose and methods of the research. Authors abstract various longer works, including book proposals, dissertations, and online journal articles. There are two main types of abstracts: descriptive and informative. A descriptive abstract briefly describes the longer work, while an informative abstract presents all the main arguments and important results."<sup>1</sup>

---

<sup>1</sup> With thanks to our colleagues at The Writing Center at the University of North Carolina at Chapel Hill.  
<https://writingcenter.unc.edu/tips-and-tools/abstracts/>



## ACKNOWLEDGMENTS

The important element in the Acknowledgments is simple courtesy in which there are usually two possible ingredients to consider. First you should acknowledge any significant help you received from any individual whether in your department or elsewhere. Specifically, you should acknowledge the source of special materials, documents, or equipment. Further, you should acknowledge the help of anyone who contributed significantly to the work or to the interpretation of the work. Second, you should acknowledge any outside source of financial assistance, such as grants, contracts, or fellowships. A word of caution is in order. Often it is wise to show the proposed wording of the Acknowledgments to the person whose help you are acknowledging. He or she might well believe that your acknowledgment is insufficient or (worse) that it is too effusive.

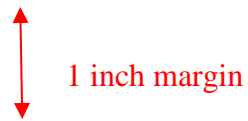
The dedication page is optional.



1 inch margin

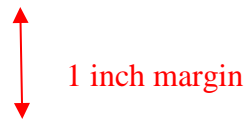
v

## DEDICATION



## TABLE OF CONTENTS

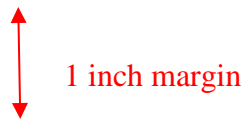
LIST OF TABLES	x
LIST OF ABBREVIATIONS	xi
CHAPTER 1: INTRODUCTION	1
Subsection	4
Subsection	6
CHAPTER 2: LITERATURE REVIEW	32
Subsection	35
Yet Another Subsection	40
CHAPTER 3: METHODOLOGY	53
CHAPTER 4: RESULTS	76
CHAPTER 5: DISCUSSION	117
REFERENCES	140
APPENDIX A: This Appendix Contains Supplementary Material	158
APPENDIX B: This Appendix Contains Other Supplementary Material	160



## LIST OF TABLES

TABLE 1: Effects of light intensity on pollen embryogenesis	12
TABLE 2: Pollen embryogenesis in cultured anthers of <i>T. aestivum</i> cv. under continuous illumination with red, far-red, blue or green light	14
TABLE 3: Endogenous ABA accumulation during embryogenesis	15
TABLE 4: Developmental expression of the EcMt transcript	19





## LIST OF FIGURES

FIGURE 1: Physical map of the gram-negative bacterial transposon <i>Tn1721</i> .	13
FIGURE 2: Southern analysis of root cDNA clones.	15
FIGURE 3: Consensus sequence of cDNA insert pRCJ31.	16
FIGURE 4: Consensus sequence of cDNA insert pRCJ75	20
FIGURE 5: Published GenBank sequences showing significant homologies (P<0.0005) to pRCJ31.	25
FIGURE 6: Published GenBank sequences showing significant homologies (P<0.0005) to pRCJ75.	26
FIGURE 7: Sequence alignment for pCRJ31 and pCRJ75.	28
FIGURE 8: Sequence insertions, deletions, and rearrangements of pCRJ31 30 and pCRJ75 compared to <i>Tn1721</i> , pEMB clone 27.	30
FIGURE 9: Northern hybridization of wheat RNAs probed with <i>Tn1721</i>	32

You do not need corresponding page numbers for your list of abbreviations.



1 inch margin

ix

## LIST OF ABBREVIATIONS

ABA	abscisic acid
ABRE	abscisic acid response element
ANOVA	analysis of variance
BHT	butylated hydroxytoluene
cDNA	complementary DNA
cpm	counts per minute
DS	dextran sulfate
dATP	deoxyATP
ddATP	dideoxyATP
2,4-D	2,4-dichlorophenoxyacetic acid
EcMt	early cysteine-labeled metallothionein
KN	Kinetin
mAb	monoclonal antibody
mRNA	messenger RNA

## CHAPTER 1: INTRODUCTION

Transposons are genetic elements that are mobile within a genome, therefore, they are one of the major causes of genomic variation (Lewin 1994). However, evidence is growing that transposable elements are capable of horizontal transfer. That is, they can move across genomes of different species (Prins and Zadocks 1992). Our laboratory is interested in the identification and characterization of bacterial transposon-like nucleotide sequences found in the wheat genome that may be an example of horizontal DNA transfer.

Reynolds and Kitto (1992) screened a Mexican spring wheat (*Triticum aestivum* cv.Pavon) cDNA library to identify genes expressed specifically during pollen embryogenesis. After sequencing unique clones from this library, four sequences were found that showed high homology to the bacterial transposon, Tn1721. This transposon was derived from a gram-negative bacterium and is a Tn3-like transposon found in the Tn21 subgroup (Grinstead et al. 1990). It is a unique sequence since it contains a basic transposon (Tn1722) that is capable of independent transposition. As shown in Figure 1, Tn1722 contains an open reading frame that encodes a 525 amino acid chemotaxis protein (Allmeier et al. 1992). The Tn1722 portion of the transposon contains the *tnpR* and *tnpA* genes which are utilized during the genetic resolution and integration of either the major or minor sequences. The entire transposable element also includes three inverted repeats which function as the insertion and excision sites for the transposon.



## REFERENCES

- Allmeier H, B Cresnar, M Greck, and R Schmidt. 1992. Complete nucleotide sequence of *Tn1721*: gene organization and a novel gene product with the features of a chemotaxis protein. *Gene* 111: 11-20.
- Gierl A and H Saedler. 1992. Plant transposable elements and gene tagging. *Plant Molecular Biology* 19: 39-49.
- Herman H, M Jacobs, JB Clark and MN Majerius. 1990. Plant chromosome-marker gene fusion assay for the study of normal and truncated T-DNA insertion events. *Molecular Genetics* 224: 248-252.
- Houck MA, D Hurst, MN Majerius. 1992. Selfish genes move sideways. *Nature* 359: 659-660.
- Lewin B. 1994. *Genes V*. Oxford University Press, Oxford.
- Melanson D. 1995. Molecular characterization of nucleotide sequences from bread wheat (*Triticum aestivum*) which show homology to the gram-negative bacterial transposon, *Tn1721*. Master's Thesis, University of North Carolina at Charlotte, Charlotte, North Carolina.
- Prins TW and JC Zadoks. 1994. Horizontal gene transfer in plants, a biohazard? *Euphytica* 76: 133-138.
- Reynolds, TL. 1993. A cytological analysis of microspores of *Triticum aestivum* (Poaceae) during normal ontogeny and induced embryogenic development. *Plant Physiology* 80: 596-605.
- Reynolds, TL. 1994. Vector DNA artifacts in the nucleotide sequence database. *BioTechniques* 16: 1124-1125.
- Schmitt R, E Bernhardt, and R. Mattes. 1996. Characterization of *Tn1721*, a new transposon containing the tetracycline resistance genes capable of amplification. *Molecular Genetics* 172: 53-65.
- Sigee DC. 1993. *Bacterial plant pathology: the myth and the legends*. Cambridge University Press, London.
- Tienes RF, GH Wagnor, LJ Phillips, and YMN Bajaj. 1995. Are transposons capable of horizontal movement between species? *Molecular Biology* 56: 1025-1034.



## APPENDIX A: PCR OPTIMIZATION

The optimization of the PCR reactions were conducted on the bacterial plasmid pJOE105, which contains the entire *Tn1721* transposon. This optimization required three independent experiments to determine the best parameters for each set of primers: MgCl<sub>2</sub> concentration, target DNA concentration, and thermal cycling parameters.

Magnesium provides the divalent cations required by the DNA polymerase to function. The MgCl<sub>2</sub> concentrations were optimized by titration reactions ranging from 1.55 mM to 3.55 mM final concentration in each reaction tube.

The concentration of target DNA was optimized to ensure the highest possible primer specificity. DNA was diluted serially for each reaction to determine the lowest concentration of polynucleotide that still yielded visible bands on EtBr-stained agarose gels; for pJOE105 this was # 1 ng of DNA.

PCR cycle parameters were examined to reduce the so called plateau effect which results in the non-specific amplification of background products. Taking this into account, cycling parameters were set to allow efficient amplification with the lowest number of cycles. Conditions were set at 33 cycles of 1 min. at 94 C for denaturation, 1 min. at 56.5 C for annealing, and 2 min. at 72 C for synthesis, followed by 10 min. at 72 C for extension.

Enrollment in local colleges, 2005

College	New students	Graduating students	Change
	<i>Undergraduate</i>		
Cedar University	110	103	+7
Elm College	223	214	+9
Maple Academy	197	120	+77
Pine College	134	121	+13
Oak Institute	202	210	-8
	<i>Graduate</i>		
Cedar University	24	20	+4
Elm College	43	53	-10
Maple Academy	3	11	-8
Pine College	9	4	+5
Oak Institute	53	52	+1
<b>Total</b>	<b>998</b>	<b>908</b>	<b>90</b>

Source: Fictitious data, for illustration purposes only